



Welcome

Welcome to THS



My name is Miss Carwardine and I am a one of the PE teachers here at Holmesdale school. Part of my job means I am in charge of your Personal Development Education here at THS. So, we have created a guide to help you navigate through your first term at The Holmesdale School.

Everyone here knows that starting a new school can be very scary, but we want you to know that it really isn't so bad! Hopefully the information in this pack will help you feel at ease so you know what to expect when you arrive!

I look forward to meeting you all!

~ Miss Carwardine ~

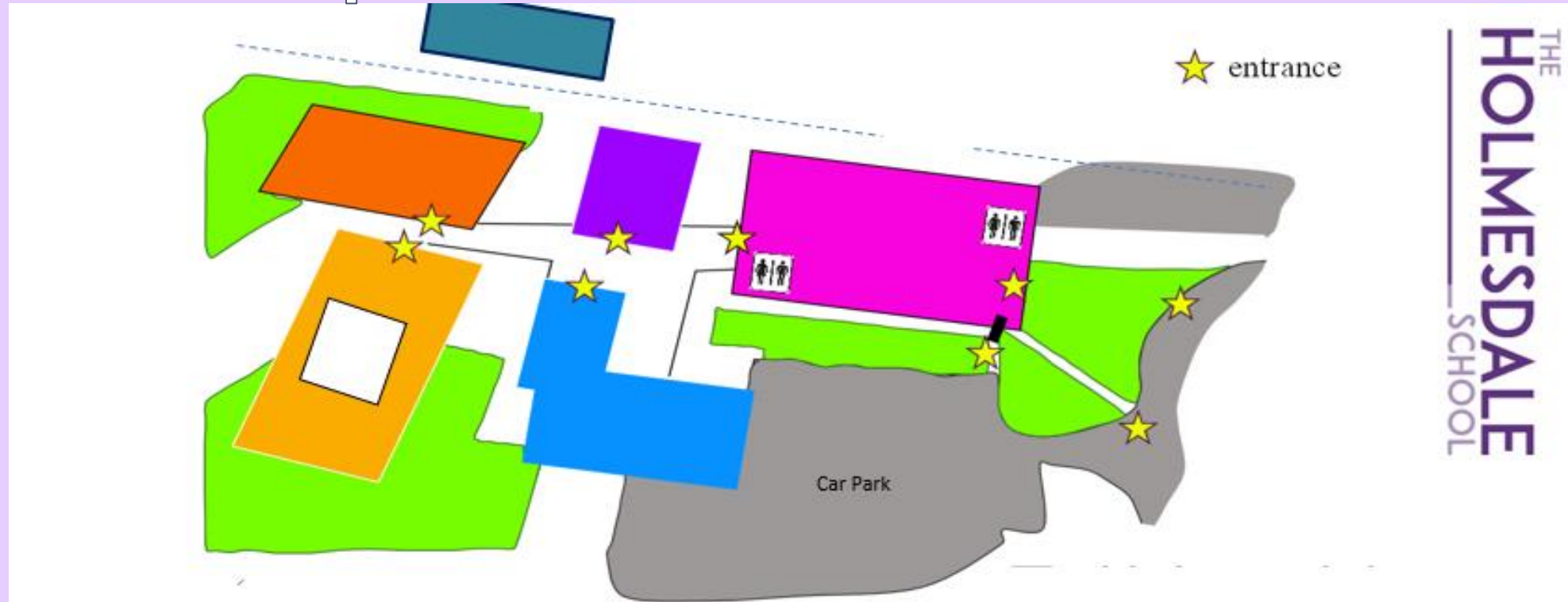


Contents



1. School Map
2. The School Day
3. Tips for your first week
4. ECCO Values
5. Your Progress
6. Clubs
7. Learning Resource Centre
8. General Expectations
9. Bag Checklist
10. How to tie your tie

School Map



Science
English
Maths



Technology
Food/Catering
Art
Humanities (Geography,
History, Values)



Inclusion Room
SEN
Staff Room



PE
Sports Studies



Modern Foreign Languages
Health and Social Care
Sports Studies
IT and Computing
Business Studies
Music
Learning Resource Centre

The School Day

Timings of the School day:

8.40 am	Warning bell to tell students they should be on school grounds
8.45 am	Period 1
9.45 am	Period 2
10.40 am	Break
11.00 am	Period 3
11.55 pm	Period 4
12.50 pm	Lunch
1.25 pm	Period 5
2.20 pm	Period 6
3.15 pm	School Ends

The Canteen



THS uses a cashless catering system. This means that instead of handing over money, we use your thumbprint!! (or a pin code) This is really useful as it means you do not have to carry money around with you in school.

On your first day you will be able to set up your account and register your thumbprint or be given a pin code.

There are two machines located in the canteen area where you can top up your account with money. Your parent/carer can also top up your account online.

When/if you would like to purchase food or drinks at break and/or lunch time you can use your thumbprint or pin code to buy what you would like.

I personally would recommend that you try our sausage rolls on a Friday, or if you do not eat meat we have a great range of meat free products too!

Top Tips



1. Smile and make a real effort to make new friends!
2. Be organised and look after your belongings. Make sure your full name is written in both your school uniform and your PE kit.
3. Aim to make a good impression with your new teachers. Sit up, listen and try to involve yourself in the lesson.
4. Respect others and their beliefs.
5. Aim to get involved in a club so you can make new friends and get the most out of your time here at THS. There is something for everyone!
6. If you do not understand something....ask!
7. If you are unhappy or worried about anything you must tell someone who can help you. You could speak to your SSM, Learning Leader, Head of Key Stage or any of your teachers.

ECCO Values



Our school follows the ECCO values as detailed to the right. We expect each of our students to demonstrate the different attributes listed. As you continue your learning journey with us, we support you in developing and showcasing these different skills and improving your cultural capital. You'll also take part in a student portfolio scheme where you build evidence to show how you have met each of these values. This is something you can build throughout your time at Holmesdale and earn rewards for.

The ECCO Values graphic is a purple and white poster. At the top, it features three purple squares with white checkmarks and the school crest, followed by the text 'PUTTING PROGRESS FIRST' in a large, bold, purple font. Below this, there are four rounded rectangular boxes, each with a purple header and a list of attributes, each preceded by a small purple square with a white checkmark.

PUTTING PROGRESS FIRST

ENGAGEMENT

- ✓ Pride
- ✓ Commitment
- ✓ Good learning behaviours
- ✓ High attendance
- ✓ Punctual

COMMUNITY

- ✓ Respectful to others
- ✓ School community
- ✓ Local and world community
- ✓ Tomorrow's world
- ✓ Celebrate diversity

CHARACTER

- ✓ Resilience
- ✓ Independence
- ✓ Stay safe
- ✓ Communication skills
- ✓ Healthy minds and bodies

OWNERSHIP

- ✓ Know your targets
- ✓ Know your gaps
- ✓ Respond to feedback
- ✓ Aim high
- ✓ Work and prepare at home

Your Progress



It is important that you always know how well you are progressing.

Your teachers will set regular assignments both in lesson and as homework. These will be marked in a variety of ways, e.g. verbal feedback, written feedback, peer feedback and so on.

On the front of your work books you will have a sticker which shows your progress at the end of key dates. You will either be making 'More than expected progress', 'Making expected progress', or 'Less than expected progress'. Mr Naylor uses this to identify areas that you may be struggling in and looks at support to help you make progress.

At THS our students recognise that they are as **equally responsible** for their learning as the teachers. Therefore it is really important that if you do not understand what you are being asked to do, you ask your teacher for more guidance.

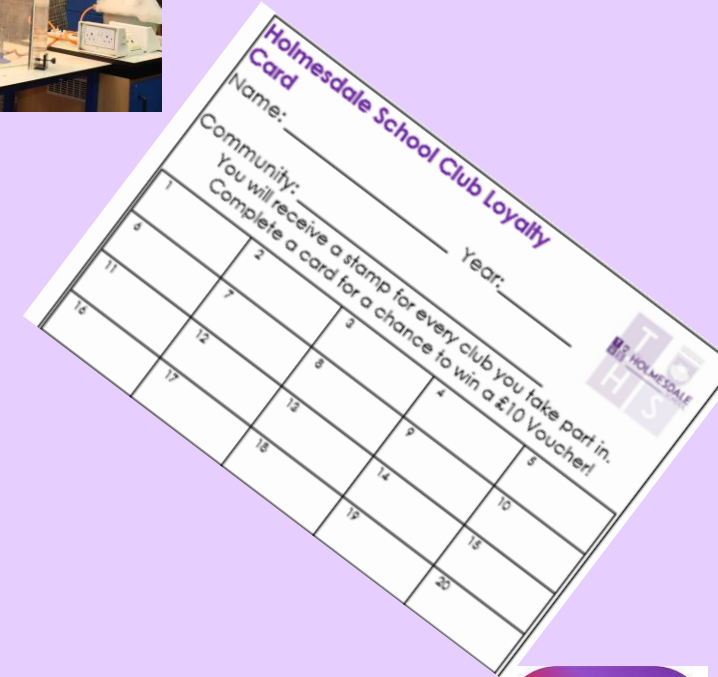

You will also have parents evenings during your time at THS. These may look a little different to how they were at Primary School but you will get used to them very quickly.

Clubs



- ★ There are many clubs on offer to all pupils at THS. The examples on the next page may be changed slightly at the beginning of the year. In all cases you should read the notice boards and listen to the announcements in assemblies where more details will be given.
- ★ As well as these clubs, the Learning Resource Centre is available during lunch time and after school (where it is used for homework club). There is more information in the next section.
- ★ There will be sporting clubs and practices but these will change throughout the year and the PE staff will let you know where and when these will be. It is really important to listen carefully in assembly to find out the day and times for sporting events.
- ★ News about auditions for the school productions and choir will also be announced in assembly.

Clubs



There will be a huge range of clubs on during the first term, including football, netball, benchball, fitness, gymnastics, cheerleading, dance, drama... and many many more! There will also be plenty of non sports clubs, including science club, dungeons and dragons and choir.

For those who are not aware, the PE Department have a social presence on both Instagram and Facebook - just search for Holmesdale PE and Sport.

This will be the quickest and best way to find all information regarding Holmesdale PE and Sport. We will share any updates regarding clubs, fixtures and team sheets, as well as sharing sporting success from the students at Holmesdale.

Looking forward to seeing you all soon!



LRC

Learning Resource Centre

- ★ **Resources:** Over 20,000 fiction and non-fiction books, a cupboard full of games, DVDs/audio CDs. We also have a colour printer to print off homework.
- ★ **E Books (Wheelers ePlatform):** Access to over 1200 eBooks.
- ★ **Reading Cloud:** You can see the titles available in our library and make your own avatar, review books you have read and find out about your favourite authors.
- ★ **How you borrow items:** You can take out up to 4 books on a 3 week loan or 2 DVDs on a week loan by taking them to the library desk and informing whoever is running the library desk your name – really easy!
- ★ **Renewing:** You can easily renew items by visiting the library desk and asking for them to be renewed – a maximum of 2 times before you need to bring the actual item in. If items are not renewed and become overdue reminders are sent to your tutor and eventually home, if you have not renewed or replaced them within a set time.
- ★ **Lost/damaged:** If you damage or lose an item you need to replace it either by bringing in a replacement item or paying for its replacement.

Mrs Mann recruits new student LRC managers at the beginning of each academic year so if you enjoy reading or being in the library come and join the student team. A great way of meeting new friends across all year groups.



Breaks, lunch times and after school (times advertised each day on LRC door). Open to all but maximum of 50 students

General Expectations



- Enter classrooms quietly and be ready to learn. There may already be instructions on the board, if there are, follow them.
- Bring and get out the required resources at the start of each lesson without prompting.
- Listen to instructions before beginning a task. Only then, if still unsure, ask.
- Treat worksheets/ resources/ materials provided by your teachers with care and keep them organised.
- Wear your uniform neatly and with pride.
- Show respect to all teaching and non-teaching staff.
- Walk calmly and quietly around school and interact with other members of the school community quietly and sensibly.
- Keep the school clean and tidy - put rubbish in bins provided.
- Queue up outside rooms in a quiet, orderly manner whilst waiting for an invitation to enter.
- Accept the decision of any member of staff without argument.
- Only eat in the canteen area, the hall or outside. You cannot take packaging from the canteen outside.



Bag checklist:

- ❑ Bag big enough to carry A4 books
- ❑ Pencil case
 - ❑ 2-3 pens (black or blue)
 - ❑ Purple pen
 - ❑ Green pen
 - ❑ 2-3 pencils
 - ❑ Rubber
 - ❑ Ruler
 - ❑ Pencil sharpener
- ❑ A drink bottle (to refill during the day)
- ❑ Bus/Train money or Bus/Train pass if you travel to school by public transport




How to tie your tie:

Simple Tie Knot Tutorial



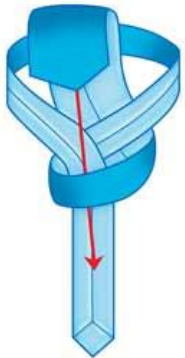
1 Put the wide end under the thinner one




2 Pass it to the right side



3 Pass it through the big loop



4 Pass it through the central wrap



5 Bring it out completely



6 Tighten by sliding up the knot to the collar

Some of you may have never worn a tie before so you may find it a little tricky to start with! Why not practise over summer so you are a pro ready for your first day in September!